






01604 495 151
collingwoodlighting.com

-  collingwoodled
-  /collingwoodlighting
-  collingwoodlighting

Indy K3 125-165-200W

Wattage Switchable Symmetrical Floodlight

Features

IK rating	IK07
IP rating	IP65
CSP Switchable	Single CCT
Tiltable	180°
Sensor Option	Daylight with accessory
Dimmable Option	No
LED Lifetime	50,000h L70
CRI	80 Ra
SDCM	5 SDCM
Emergency Option	No

Installation information

Install Connector Type	Flying lead
Inrush Current	IFLB1N: 30.3A 0.22ms IFLB2N: 53A 0.22ms IFLB3N: 30.3A 0.22ms
Construction Material	Die-cast aluminium (body) stainless steel 304 (bracket)
Weight	IFLB1N_: 2.5kg IFLB2N_: 4.5kg IFLB3N_: 7.1kg
Maximum Ambient Temperature	-40°C to 40°C
SELV	No
UK Building Regulations	Part P
Electric Class (1, 2, 3)	1

Guarantee

5 years

Features & benefits

- High efficacy up to 152lm/W
- Wattage switchable between 125-200W
- Suitable for use in coastal applications
- Quick and easy installation with angle stamped brackets
- Compliant to ISO 9223:2012 C4 classification making the product to be suitable for use in coastal applications
- Compatible with the PCELLKIT dusk to dawn sensor
- 6kV Surge Protection
- Asymmetrical floodlights also available in K2 product range
- Suitable for mounted upside down as an uplight

Photometrics @ 25°C

Product code	Finish	W	Colour	Beam	lm	lm/W	lx @ 1m
IFLB2N40	Black	165	4000K	120°	25000	156	8747
IFLB2N40	Black	200	4000K	120°	27500	152	9621
IFLB2N30	Black	165	3000K	120°	24500	148	8572
IFLB2N30	Black	200	3000K	120°	27000	135	9446

Wiring information

Cable / Flying Lead	1000mm H05RN-F 3x1.0mm ² Ø7mm
Type of Wiring Required	Parallel

Accessories

PCELLKIT	Wall Mounted Photocell Kit	Sold Separately
----------	----------------------------	-----------------

Light source energy efficiency: 

Beam angle: 120°

